

Limit switches



Conform to the following standards :
IEC 947-5-1, NFC 63140, VDE 0660/200, EN 60947-5-1
IEC 536-1, EN 60204-1, NFC 63143 for positive opening version.

Degree of protection : IP 66

Version : 1 pole

Function :

Standard version : Four-terminal double break contact element (form Za). The contacts must be of the same polarity.

Positive operation version: Two-terminal double break contact element (form Y: NC contact) with positive opening action.

Layout :

A - Standard

B - Positive operation



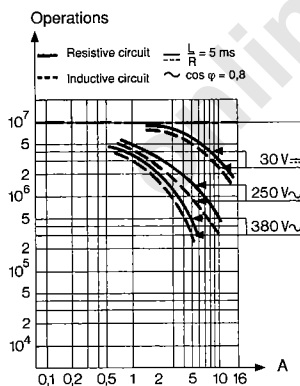
Electrical characteristics :

	Standard	Positive operation
Assigned insulation voltage (Ui) :	600 V	600 V
Thermal rating (Ith) :	10 A	2,5 A
Use category :	AC 15 DC 13	A600 C600 P300

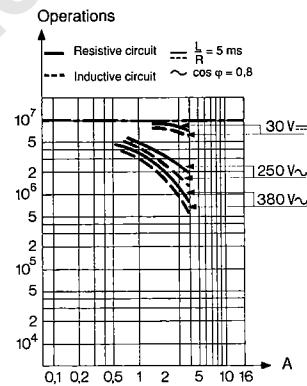
For positive action version only:
Short circuit test (under IEC 947.5.1 § 8.34)
- Current peak 1000 A at 250 V~ 0,5 < cos φ < 0.7
- Short circuit protection (SCPD) : fuse 10AgF

Operating curve :

For standard version



For positive operation version



Connections :

Saddle washer and M 3.5 screw
Max. wire section : 2 mm²

Electrical protection :

Internal earth terminal

Connection :

For N° 13 sealing gland (supplied with 2 threaded plugs, loose)

Types

Features

Standard	83 840 0
Positively operated	83 840 7

Control mechanisms

(Adjustable actuator heads 4 positions 90°)

Steel plunger	
Heavy-duty lever with thermoplastic roller	
Stepped-adjustment roller lever	
Adjustable roller lever	
Adjustable lever with idle-return lever	
Momentary effect rotary head action to right and left	
Top-mounted plunger with thermoplastic roller	
Flexible metal rod	

Mechanical characteristics

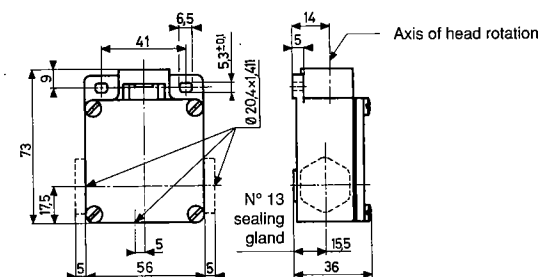
Minimum operating force	N (cmN)	10
Minimum POF	N (cmN)	10
Minimum total travel force	N (cmN)	22
Minimum operating travel	mm(°)	2,5
Minimum POT	mm(°)	4
Differential movement	mm (°)	0,7
Total travel max.	mm (°)	6
Mechanical life	Operations	10 ⁷
Temperature limits	°C	-10 +70
Degree of protection		IP 66
Weight	g	310

Accessories for 83 843 0

Galvanized, passivated steel roller
Thermoplastic roller
Lever supplied with nut, washer and locating block loose

Dimensions

Body



* Lever settings or positions dictated by direction in which block 1 is fitted (see page 3/19)

Other information

For other accessories and special contacts, or special modes of operation, please enquire.

